







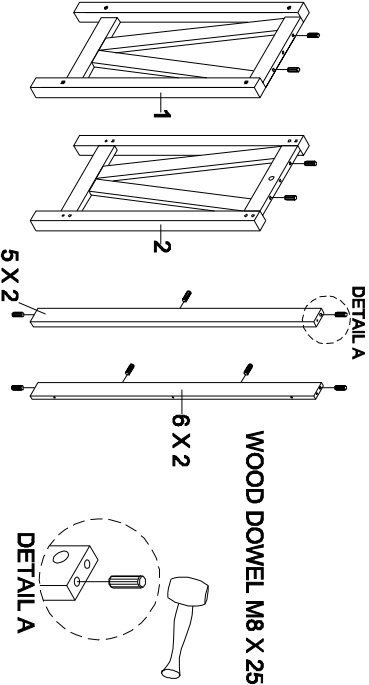
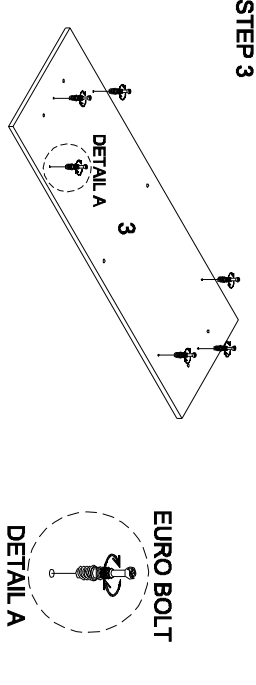
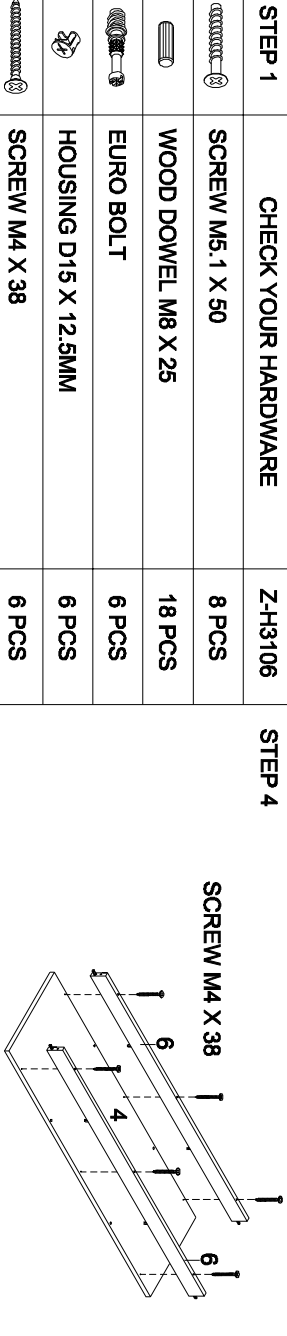
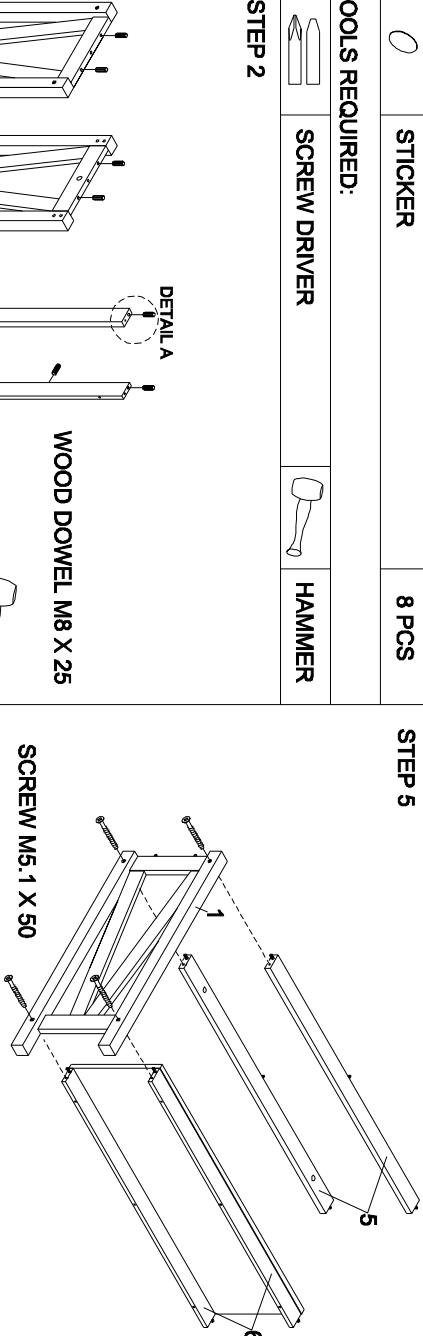
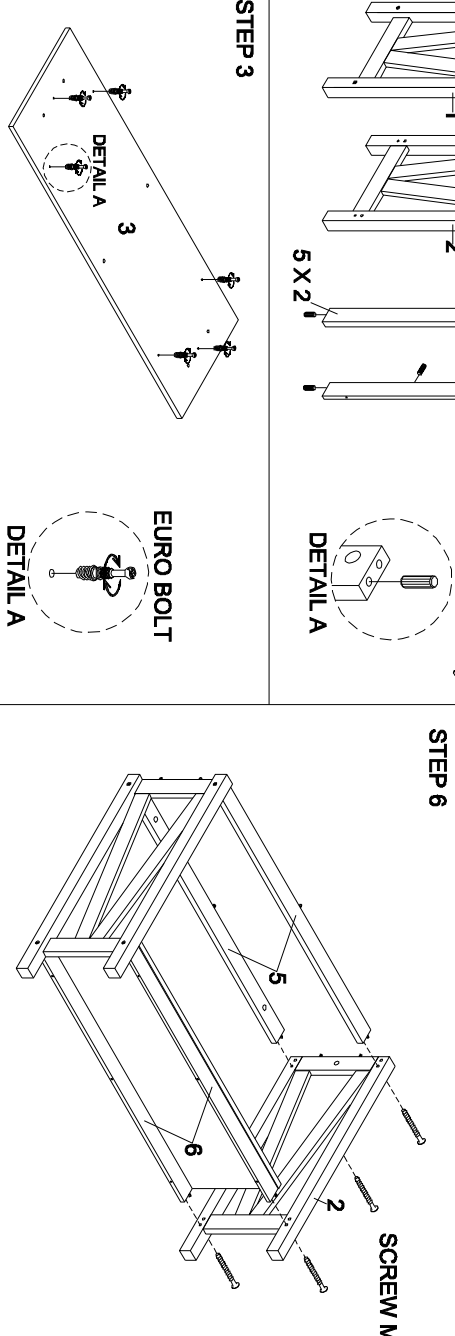
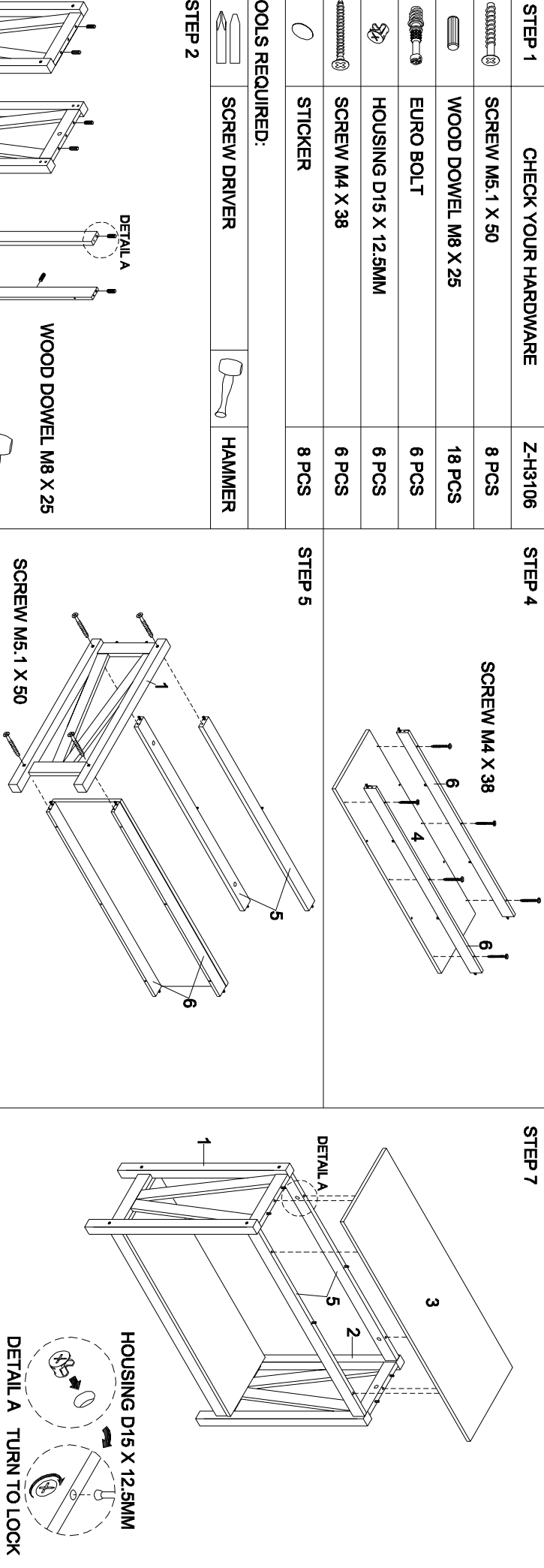
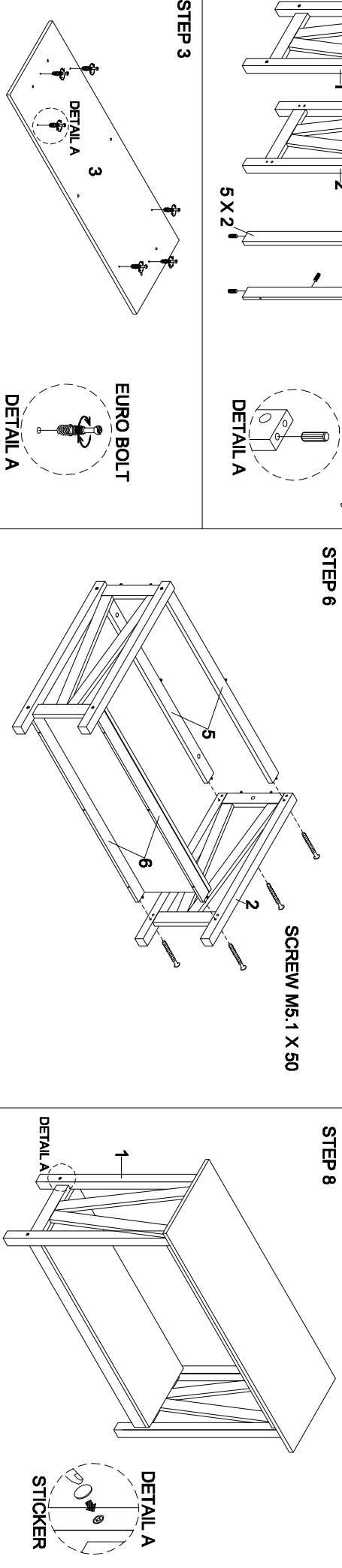


ASSEMBLING INSTRUCTIONS

CAUTION :

THIS ITEM IS MADE OF LAMINATED PARTICLE BOARD AND MEDIUM DENSITY FIBRE BOARD
TO BE ASSEMBLED ON A DRY, SOFT, SMOOTH AND CLEAN SURFACE . DO NOT USE DETERGENT OR CHEMICAL. AVOID DAMP AND SUNLIGHT.

<div>STEP 1</div> <div></div> <div>CHECK YOUR HARDWARE</div> <div>Z-H3106</div> <div>8 PCS</div> <div>18 PCS</div> <div>6 PCS</div> <div>6 PCS</div> <div>6 PCS</div> <div>8 PCS</div>				
<div>TOOLS REQUIRED:</div> <div></div> <div>SCREW DRIVER</div> <div>HAMMER</div>				
<div>STEP 2</div> <div><div>DETAIL A</div><div>WOOD DOWEL M8 X 25</div><div>6 X 2</div><div>5 X 2</div><div>DETAIL A</div></div>				
<div>STEP 3</div> <div><div>DETAIL A</div><div>EURO BOLT</div><div>DETAIL A</div></div>				
<div>STEP 4</div> <div><div>SCREW M4 X 38</div></div>				
<div>STEP 5</div> <div><div>SCREW M5.1 X 50</div></div>				
<div>STEP 6</div> <div><div>SCREW M5.1 X 50</div></div>				
<div>STEP 7</div> <div><div>DETAIL A</div><div>HOUSING D15 X 12.5MM</div><div>DETAIL A TURN TO LOCK</div></div>				
<div>STEP 8</div> <div><div>DETAIL A</div><div>STICKER</div></div>				